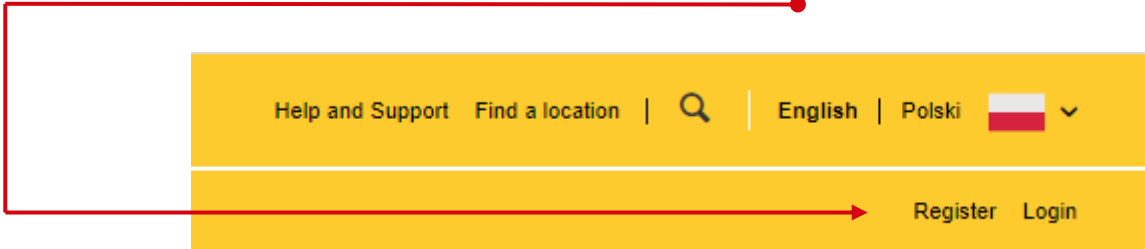


MyDHL – User registration.

After registration, you will have access to shipping history, address book, shipping cost estimation and many other things.

1 The registration is started in the main menu - Register



2 First, you need to determine if you have a DHL Express account number. Export accounts start at 414 and 427, import accounts 95 and 96.

Do you have a DHL Express account number?

Yes
You'll be able to view your preferential rates and bill shipments to your DHL account!

No
No account? No problem! Register and pay by cash.

After confirming the possession of an account, enter number of account and name. The next account is added with the "+".

Do you have a DHL Express account number?

Yes ✓
You'll be able to view your preferential rates and bill shipments to your DHL account!

No
No account? No problem! Register and pay by cash.

Enter one or more DHL account number(s)

Account Number	Type	Nickname
414XXXXXX ✓	Shipper Account	EXPORT ✓

If you do not have a DHL Express account, you can create shipments paid in cash, as well as express your desire to create a customer number

Would you like to apply for a DHL account?

If your company ships regularly, having an account offers many benefits – preferential rates, regular billing, shipment monitoring – and more!

I'd like to apply for a DHL account

3 Complete the configuration details.

Enter your first name, last name, company name, telephone number, email address (it will be the login to the application), and password:

The registration form is divided into two main sections: 'Your Details' and 'Create Your Login'.
Your Details:
- Location: POLAND (with a 'Change Location' button)
- Title: dropdown menu
- First Name: FIRST NAME (with a green checkmark)
- Last Name: LAST NAME (with a green checkmark)
- Company: TEST (with a green checkmark)
- Phone Type: Mobile (dropdown)
- Code: 48 (with a red flag icon and a green checkmark)
- Phone: 123 456 789 (with a green checkmark)
- SMS Enabled: unchecked checkbox
- Add Another: yellow button with a plus icon
Create Your Login:
- Email Address: test@test.pl (with a green checkmark)
- Password: masked with dots (with a green checkmark)
- Confirm Password: masked with dots (with a green checkmark)

4 Select the required approvals and indicate the indicated image. Finish with "Register"

Accept Terms

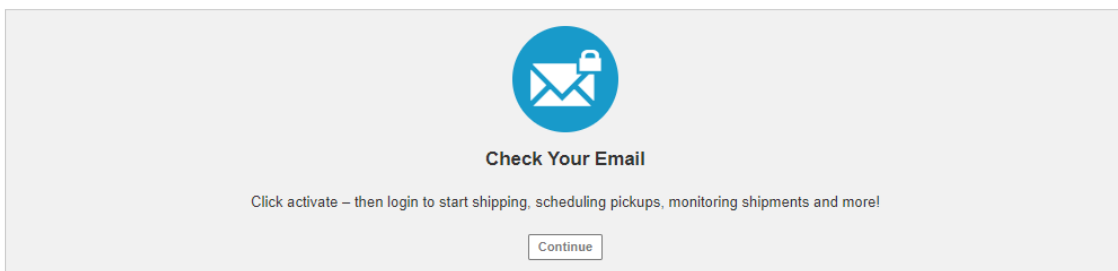
- I accept the DHL Express [Terms and Conditions](#) and [Digital Customs Invoice Terms and Conditions](#)
- I accept the DHL Express [Privacy and Cookies Policy](#)

Click or select the T-Shirt



Register

4 Successful registration will be confirmed on the screen:



5

A message with an activation link will be sent to the e-mail address provided during registration. Click on the green link:



[Activate MyDHL+ Registration – Login Now!](#)

Dear FIRST NAME LAST NAME,

Thank you for registering – please activate your registration now to login and get started!

MyDHL+ is your one stop for international shipping – you'll be able to create and manage shipments, get quotes, schedule pickups, view reports and more!

If you have any questions or need assistance with your registration, please contact us at: 042 6 345 100.

Regards,

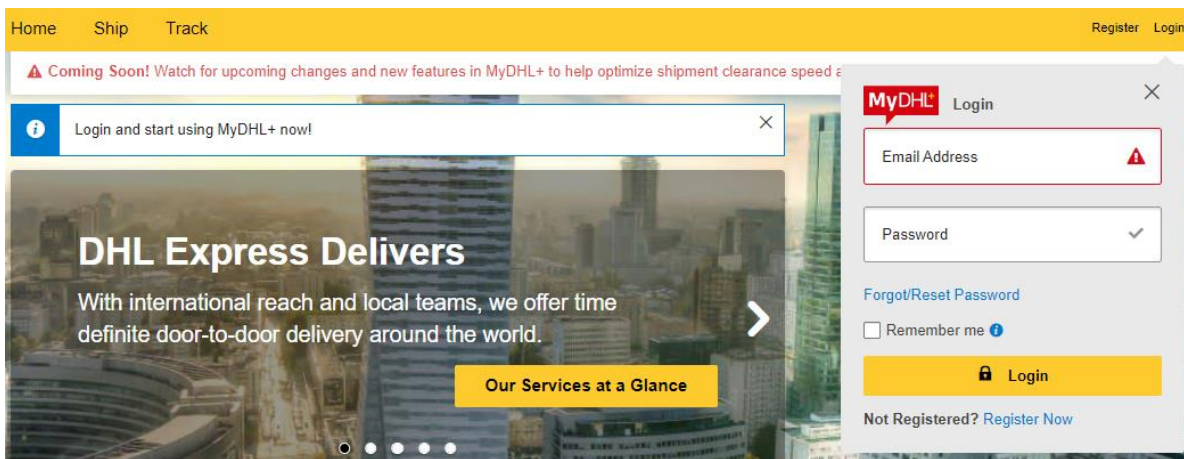
MyDHL+ Team

Please do not reply to this email – inbox is not monitored.



6

After activation, the MyDHL page will open. Using the login and password provided in the registration, you can log in to the application:



ATTENTION!

You already have access to the MyDHL application.

We encourage you to follow the instructions - First steps after registering in MyDHL.

Thanks to these changes, the MyDHL system will become even more tailored to your needs.

To download the manual, click [HERE](#)



More instructions for MyDHL can be found [HERE](#)

Contact:

Email: cahelp.int@dhl.com

Tel. +48 42 6345100 ex. 4